

Appendix F: Graphical Breakdown of Responses to Clinician Survey

1. What is your clinical role?



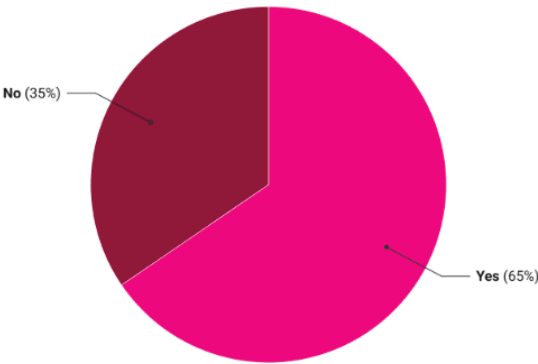
Bar graph of the responses to the first question of clinician survey.

1a. Clinical roles listed under “Other”.



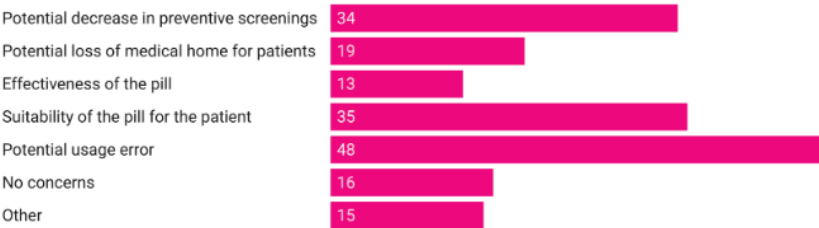
Bar graph of the responses that were written under “Other” to the first question of clinician survey.

2. Do you have any concerns about over-the-counter birth control pills?



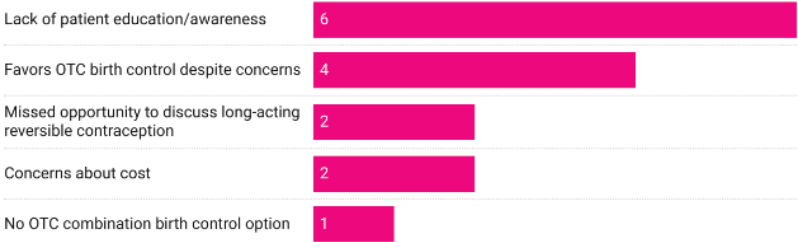
Pie chart of the responses to the second question of clinician survey.

3. If so, what are these concerns? Check all that apply.



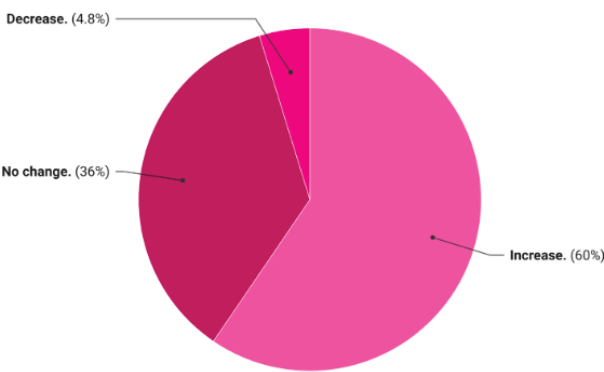
Bar graph of the responses to the third question of clinician survey.

3a. Concerns listed under “Other”.



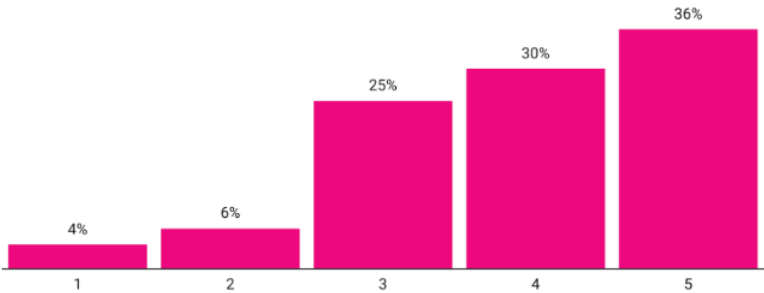
Bar graph of the responses that were written under “Other” to the third question of clinician survey.

4. Would you like to see an increase, decrease, or no change in the number of birth control pills becoming over-the-counter?



Pie chart of the responses to the fourth question of clinician survey.

5. In general, how would you rate your feelings about the over-the-counter birth control pill (Opill)?



Bar graph of the responses to the fifth question of clinician survey.